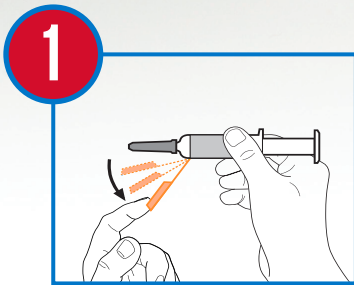
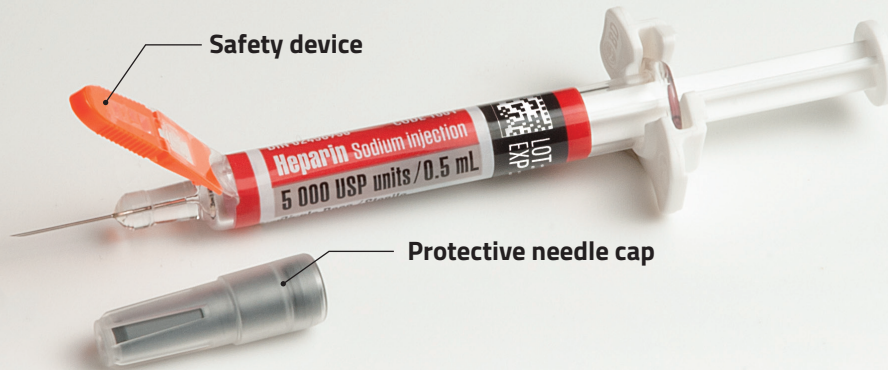
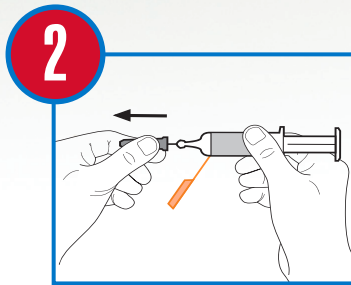


# Heparin Sodium injection USP 5 000 USP units / 0.5 mL

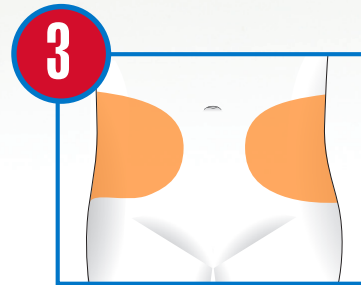
## INSTRUCTIONS FOR USE



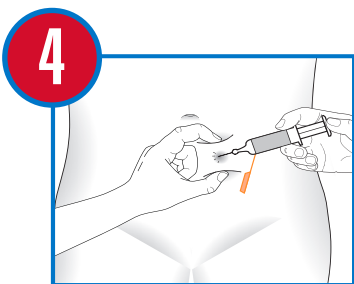
**Important:** Do not remove the protective needle cap before bending the safety device 90 degrees from it.



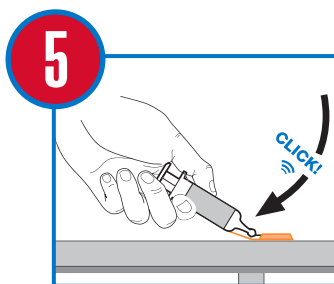
Remove the protective needle cap. Do not remove the air in the syringe prior to administration.



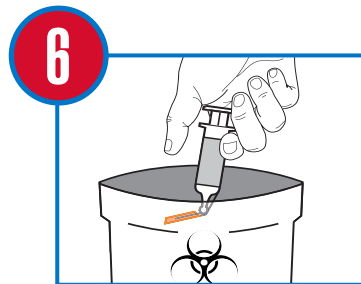
Alternate the site of injection at each administration as per the picture above.



Hold gently but firmly a fold of skin in the abdominal fat layer and insert the needle at 90° (perpendicularly to the skin fold). Inject the product slowly (during 15 to 30 seconds). Do not rub the injection site after administration.



**Important:** Do not try to secure the needle in the safety device with your fingers. Clip the needle in the groove of the safety device by pressing it against a hard and stable surface.



Discard the syringe in the nearest sharps container.